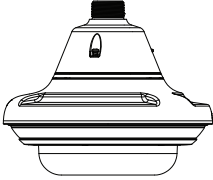
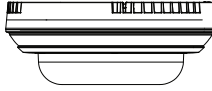
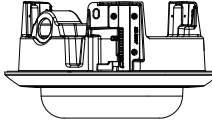




SP Multisensor Camera Mount & Accessory Matrix

	SP Multisensor Pendant	SP Multisensor Surface	SP Multisensor In-Ceiling
			
Mount/Accessory			
Camera Module	754980 (Mandatory for all variants)		
Surface Mount Adaptor	-	150251 (requires 150400 or 150401)	-
Pendant Mount Adaptor	150252 (requires 150500 or 150501) + (150400 or 150401)	-	-
Wall Mount	150500 (requires 150252)	-	-
NPT Adaptor	150501 (requires 150252)	-	-
Pole Mount adaptor	150506 (requires 150500)	-	-
Corner Mount adaptor	150507 (requires 150500)	-	-
In-Ceiling Mount	-	-	150253 (requires 150403 or 150402)
Bubble (Clear)	150400	150400	150403
Bubble (Tinted)	150401	150401	150402
Metal In-Ceiling panel	-	-	150258
IR Illuminator	150250 (requires 150400)	150250 (requires 150400)	-
Power Supply	150101, 150100	150101, 150100	150101, 150100
Ferrite Clamp (Trackside use)	150550	150550	150550

IndigoVision SP Multisensor Camera Mount & Accessory Matrix Appendix - Page 1

Mount Name	Camera Range	Dimensional Drawing	Product Codes
Surface Mount Adaptor	SP Range Multisensor	<p>Front view dimensions: [11.24] Ø286, [7.75] Ø197. Side view dimensions: [1.73] 44, [4.38] 111.</p>	150251 (requires 150400 or 150401)
Pendant Mount Adaptor	SP Range Multisensor	<p>Side view dimensions: 1 1/2" NPT THREAD MOUNT, [8.74] 222, [1.68] 43. Front view dimensions: [11.74] Ø298, [7.75] Ø197.</p>	150252 (requires 150500 or 150501) + (150400 or 150401)
Wall Mount	SP Range Multisensor	<p>Side view dimensions: [15.24] 387, [8.75] 222, [1.68] 43, [3.46] 88. Front view dimensions: [11.75] Ø298, [7.75] Ø197.</p>	150500 (requires 150252)
In-Ceiling Mount	SP Range Multisensor	<p>Front view dimensions: [11.73] Ø298, [7.75] Ø197. Side view dimensions: [10.23] 260, [1.68] 43, [3.82] 97, [2.50] 63.</p>	150253 (requires 150403 or 150402)

Mount Name	Camera Range	Dimensional Drawing	Product Codes
Metal In-Ceiling panel	SP Range Multisensor		150258
Pole Mount Adaptor	SP Range Multisensor		150506 (requires 150500)
Corner Mount Adaptor	SP Range Multisensor		150507 (requires 150500)

Power Supplies

Product Code	Input Voltage	Input Connector	Output Voltage	Output Current (Max)	Output Connector	Operating Temperature Range	Dimensions (D x W x H)
150100	100-240VAC	IEC320-C14	55V DC	0.55A	RJ45 Female Connector	-20°C to 40°C @30W -20°C to 55°C @22.5W	166mm x 52mm x 35mm
150101	100-240VAC	IEC320-C14	55V DC	1.1A	RJ 45 Female Connector	-10C to 45C @60W -10C to 55C @30W	151mm x 62 mm x 38 mm